



Date: December 21, 2012

Regarding: **Sport Utility and Crossover Vehicle Thefts in the United States**

Prepared By: Jessica Rust, Senior Strategic Analyst

Section 1: Executive Summary

This *ForeCAST*SM Report analyzes the National Crime Information Center (NCIC) vehicle theft data to identify trends and patterns regarding sport utility vehicle (SUV) and crossover utility vehicle (CUV) thefts in the United States. SUVs are typically built on a pickup truck platform and are considered light trucks. They were originally designed to combine the passenger space of a minivan or large sedan with the utility and towing capacity of a pickup truck. CUVs, in contrast, are built on a car platform to combine the features of a SUV with the handling and fuel economy of a passenger car. CUVs may also share characteristics with station wagons or hatchback vehicles.

Vehicles analyzed in this report comprise only 2009-2011 model years and were based on the market classifications by *Automotive News*¹ which breaks down SUV and CUV models into the following classes:

SUV

Entry-level
Lower mid-range
Upper mid-range
Large
Premium large
SUV Pickups
Hybrid

CUV

Entry-level
Mid-range
Premium
Hybrid

This report includes a look at SUV and CUV thefts by class as well as the top 10 theft makes and models. In addition, the report details the top 10 theft states and theft core-based statistical areas (CBSAs) and takes a detailed look at unrecovered SUV and CUV thefts, including unrecovered thefts by class, the top 10 unrecovered theft CBSAs, and the top 10 unrecovered makes and models.

There were 19,961 2009-2011 model year SUVs and CUVs reported stolen in the United States between 01/01/2008 and 06/30/2012². The analysis in this report shows that California has the highest number of SUV and CUV thefts by state while the New York-Northern New Jersey-Long Island, NY-NJ-PA CBSA has the highest by CBSA. In addition, Entry-level CUVs had the highest number of thefts by class but the high dollar value SUV classes were the most unrecovered. The New York-Northern New Jersey-Long Island, NY-NJ-PA CBSA also had the highest number of unrecovered SUV and CUV thefts.

¹ A full listing of the makes and models for each class is available at [Automotive News' Data Center](#).

² Only NCIC entries with valid vehicle identification numbers (VINs) which could be decoded for make and model were included in this report.

Section 2: Thefts by Class and Top Theft Makes and Models

Entry-level CUVs had the highest number of thefts by class for SUVs and CUVs with 6,357 thefts, as noted in the table to the right which details the number of thefts for each class. Mid-range CUVs came in second with 3,560 thefts followed by Large SUVs with 2,454 thefts.

Also of note, the three main classes of CUVs (Entry-Level, Mid-range, and Premium) make up 3 of the top 4 theft classes. SUVs are broken down into more classes; however, in total, CUVs were still stolen more than SUVs with 12,070 CUV thefts versus 7,891 SUV thefts.

The Hybrid classes for both CUVs and SUVs had the least number of thefts. This is likely due in part to lower production numbers for these models.

SUV & CUV Thefts by Class		
Type	Class	Thefts
CUV	Entry-Level	6,357
CUV	Mid-Range	3,560
SUV	Large	2,454
CUV	Premium	2,030
SUV	Entry-Level	1,862
SUV	Lower Mid-Range	1,783
SUV	Premium Large	1,368
SUV	Upper Mid-Range	209
SUV	SUV Pickup	148
CUV	Hybrid	123
SUV	Hybrid	67

CUV = SUV =

The table below details the top 10 theft makes and models for SUV and CUV thefts, only 2009-2011 model years are included in this report. The Ford Escape had the highest number of thefts with 1,014 followed by the Chevrolet Tahoe with 856 and the Toyota RAV4 with 801.

SUV & CUV Thefts by Make & Model		
Make	Model	Thefts
Ford	Escape	1,014
Chevrolet	Tahoe	856
Toyota	RAV4	801
Ford	Edge	739
Dodge	Journey	721
Honda	CR-V	643
Jeep	Wrangler	643
Jeep	Grand Cherokee	641
Nissan	Rogue	547
Nissan	Murano	473

CUV = SUV =

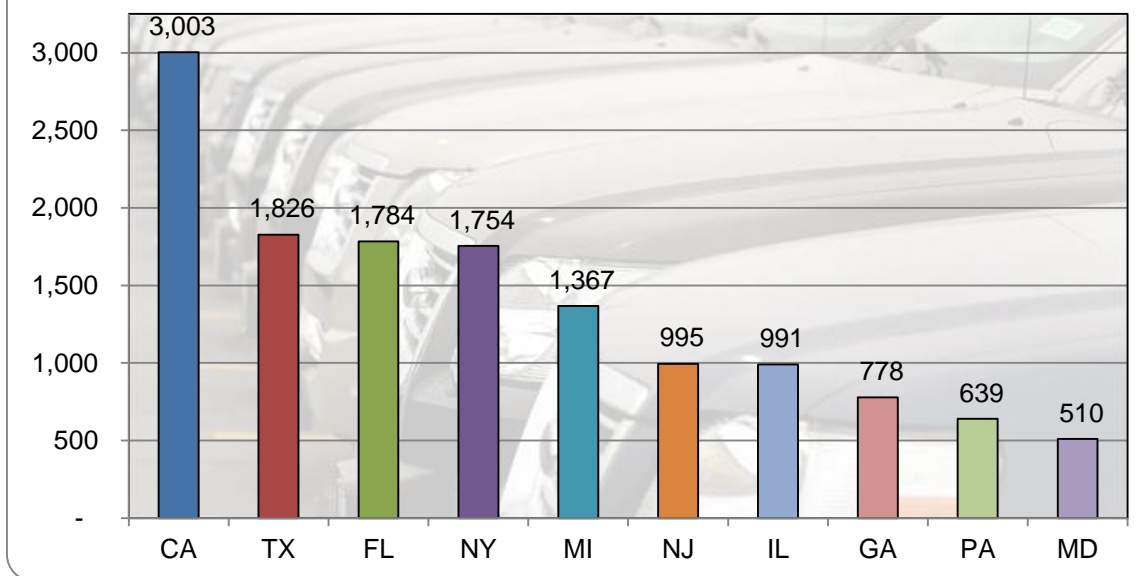
CUVs again make up the majority of the thefts with 7 CUV models in the top 10 theft makes and models list. The only SUV models in the list are the Chevrolet Tahoe, the Jeep Wrangler, and the Jeep Grand Cherokee. Ford is the only make to have 2 vehicles in the same class on the list, the Entry-level CUV Ford Escape and Ford Edge.

The majority of the top 10 theft makes and models (6 of the 10) are Entry-level CUVs and SUVs, followed by 2 Mid-range CUVs, 1 Lower Mid-Range SUV, and 1 Large SUV. The Chevrolet Tahoe which had the second highest number of thefts is the largest vehicle on the list.

Section 3: Top Thefts States and CBSAs

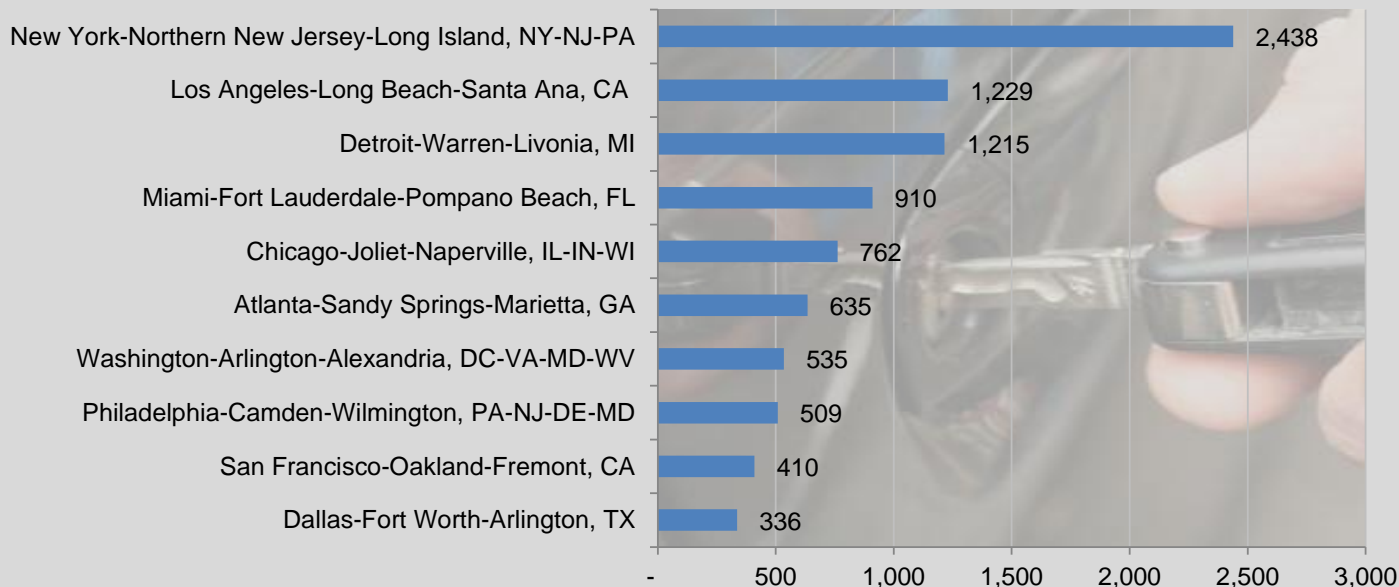
California had the most SUV and CUV thefts with 3,003 thefts, followed by Texas with 1,826 thefts and Florida with 1,784 thefts. California thefts accounted for 15% of all SUV and CUV thefts. The chart on the following page details the top 10 thefts states for SUV and CUV thefts. As a whole, the top 10 thefts states represent 68% of the SUV and CUV thefts. A map of all SUV and CUV thefts by state is included on [Page 6](#).

Top 10 SUV/CUV Theft States 2008 - 1st Half 2012



In comparison, the New York-Northern New Jersey-Long Island, NY-NJ-PA CBSA had the highest number of thefts out of the top 10 theft CBSAs for SUVs and CUVs with 2,438 thefts; well over 1,000 more thefts than the second highest CBSA of Los Angeles-Long Beach-Santa Ana, CA which had 1,229 thefts. Detroit-Warren-Livonia, MI, Miami-Fort Lauderdale-Pompano Beach, FL, and Chicago-Joliet-Naperville, IL round out the top 5 theft CBSAs with 1,215; 910; and 762 thefts respectively.

Top 10 Theft CBSAs for SUVs & CUVs 2008 - 1st Half 2012



Section 4: Unrecovered Thefts

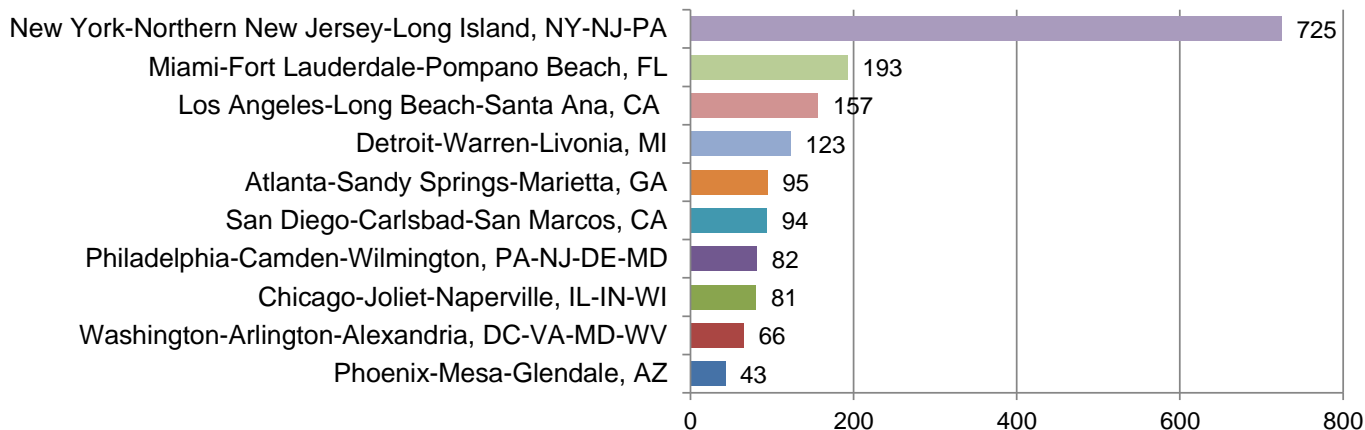
Overall, 15% of the SUV and CUV thefts in this analysis were unrecovered as of 09/30/2012. These are vehicles that are more likely to have been targeted by sophisticated organized theft rings which dismantle stolen vehicles for parts, VIN switch them to resell to unsuspecting buyers, or export them to other countries. The table below details the unrecovered SUV and CUV thefts by class. By volume, Entry-level CUVs have the highest number of unrecovered vehicles with 571. However, these unrecovered thefts represent only 9% of all Entry-level CUV thefts, the lowest percentage unrecovered for all the classes. Premium Large SUVs have the highest percentage of unrecovered thefts with 29% being unrecovered. Interestingly, all of the top unrecovered classes by percentage are SUVs, including Premium Large, Upper Mid-range, Hybrid, and Large. These classes also consist of some of the highest dollar values for all SUV and CUV classes.

Unrecovered SUV & CUV Thefts by Class				
Type	Class	Total Thefts	Unrecovered Thefts	Percentage Unrecovered
SUV	Premium Large	1,368	397	29.0%
SUV	Upper Mid-Range	209	49	23.4%
SUV	Hybrid	67	15	22.4%
SUV	Large	2,454	509	20.7%
CUV	Premium	2,030	393	19.4%
SUV	SUV Pickup	148	27	18.2%
SUV	Entry-Level	1,862	324	17.4%
CUV	Mid-Range	3,560	496	13.9%
SUV	Lower Mid-Range	1,783	245	13.7%
CUV	Hybrid	123	12	9.8%
CUV	Entry-Level	6,357	571	9.0%

CUV =  SUV = 



New York State had the highest number of unrecovered thefts with 480, followed by Texas with 395, and California with 339. A map of all unrecovered SUV and CUV thefts by state is included on [Page 7](#). More noteworthy, however, is that the New York-Northern New Jersey-Long Island, NY-NJ-PA CBSA had almost 4 times more unrecovered thefts than any other CBSA with 725 unrecovered SUV and CUV thefts. The next highest CBSA was Miami-Fort Lauderdale-Pompano Beach, FL with 193 unrecovered thefts.

Unrecovered SUV & CUV Thefts By CBSA 2008 - 1st Half 2012



The table below shows the Top 10 unrecovered SUV and CUV makes and models. The Jeep Wrangler had the most unrecovered thefts with 184, followed by the Chevrolet Tahoe with 159, and the Toyota RAV4 with 138. Of the Top 10 unrecovered makes and models, the Toyota Highlander had the highest percentage of unrecovered thefts with 29%.

Unrecovered SUV & CUV Thefts by Make & Model				
Make	Model	Thefts	Unrecovered	Percentage Unrecovered
Jeep	Wrangler	643	184	28.6%
Chevrolet	Tahoe	856	159	18.6%
Toyota	Rav4	801	138	17.2%
Toyota	Highlander	402	120	29.9%
Cadillac	Escalade	459	108	23.5%
Jeep	Grand Cherokee	641	94	14.7%
Nissan	Murano	473	91	19.2%
Honda	Pilot	451	84	18.6%
Lexus	RX	443	83	18.7%
Chevrolet	Suburban	411	72	17.5%

CUV =  SUV = 

Section 6: Conclusion

SUVs and CUVs have become a popular choice for consumers over the past decade. As such, they have also become favored by car thieves. Between January 1, 2008 and June 30, 2012, 19,961 SUVs and CUVs were reported stolen (only 2009-2011 model years were included in this analysis). CUVs, in general, had more thefts with 12,070 CUV thefts versus 7,891 SUV thefts. Entry-level CUVs were the most popular with thieves with 6,357 being reported stolen. Out of the SUV classes, Large SUVs had the most thefts with 2,454.

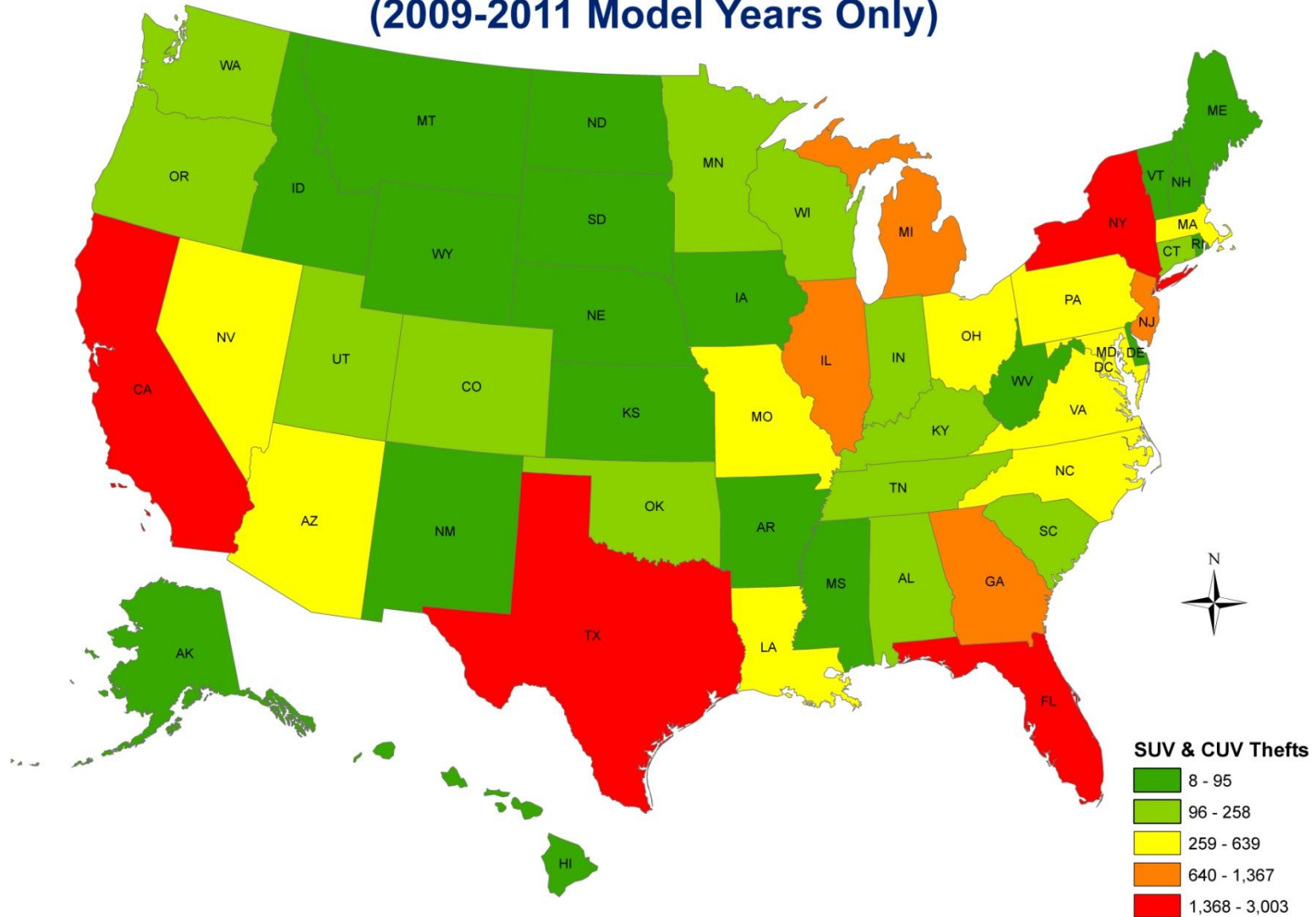
California had the highest number of SUV and CUV thefts by state with 3,003 thefts, followed by Texas with 1,826 and Florida with 1,784. The top theft CBSA was New York-Northern New Jersey-Long Island, NY-NJ-PA with 2,438 thefts, almost twice as many thefts as Los Angeles-Long Beach-Santa Ana, CA which came in second with 1,229 thefts.

Overall, 15% of SUV and CUV thefts remain unrecovered. Entry-level CUVs have the most unrecovered thefts by volume with 571; however, that only represents 9% of all Entry-level CUV thefts. Premium Large SUVs have the highest percentage of unrecovered thefts with 29%. All of the top unrecovered classes by percentage are SUVs, including Premium Large, Upper Mid-range, Hybrid, and Large which are some of highest dollar values for all SUV and CUV classes.

The New York-Northern New Jersey-Long Island, NY-NJ-PA CBSA had by far the most unrecovered thefts with 725. The next highest CBSA was Miami-Fort Lauderdale-Pompano Beach, FL with 193 unrecovered thefts. The Jeep Wrangler was the make and model with the most unrecovered thefts at 184, followed by the Chevrolet Tahoe with 159, and the Toyota RAV4 with 138.



SUV & CUV Thefts by State from 2008 through 1st Half 2012 (2009-2011 Model Years Only)





Unrecovered SUV & CUV Thefts by State from 2008 through 1st Half 2012 (2009-2011 Model Years Only)

